

American Herding Breed Association Trials

Pending AHBA Approval



HRD Cattle & HTD Sheep
Tuesday, January 15, 2013

Sponsored by

San Pasqual Valley Herding Club &

HRD Sheep & JHD (2)

Sponsored by

Southwestern Rottweiler Club of San Diego

All Trials held outdoors at
Action K9 Sports, 15674 Old Milky Way, Escondido, CA 92027

Entries Close: Wednesday, December 26, 2012 6 pm PDT
mail to: Rita Favreau, 2945 Slivkoff Dr,
Escondido, CA 92027-4243

Judging Assignments:

Debbie George, 8634 State Highway J, Puxico, MO 63960-8342

Tues, Jan 15, 2013 -- HTD Sheep & Wed, Jan 16, 2013 -- JHD

Cathy Modica, 13432 San Pasqual Rd, Escondido, 92027

Wed, January, 16, 2013 -- JHD

Jan Wesen, 7210 Worline Rd, Bow, WA 98232-9642

Tues, January 15, 2013 – HRD Cattle

Wed, January 16, 2013 – HRD Sheep

San Pasqual Valley Herding Club Officers

President: Barbara Easton, 1186 Hanson Way, Ramona, CA 92121
Vice President: Catherine Modica, 13432 San Pasqual Rd, Escondido, CA 92025
Treasurer: Nancy Vollmer, PO Box 463030, Escondido, 92046
Secretary: Reegan Ray, 734 San Dieguito Dr, Encinitas, CA 92024

Test & Trial Chair

Chair: Barbara Easton, 1188 Hanson Way, Ramona, CA 92121
Committee: Terry Parrish, Reegan Ray, Cathy Modica, Margie Clutter, Kimiko Fukuda & Calvin Fujimura

And other members of the SPVHC, Inc. who are present

Southwestern Rottweiler Club of San Diego, Inc

Officers

President: Sharon Tracy, 9223 Westhill Rd, Lakeside, CA 92040
Vice President: Allen Weiss, 1319 San Miguel Ave, Spring Valley, CA 91977
Treasurer: Cheryl Weiss, 1319 San Miguel Ave, Spring Valley, CA 91977
Secretary: Leanne Slingsby, 9611 Medina Dr, Santee, CA 92971

Test & Trial Chair

Chairperson: Mona Boord, P.O. Box 697 Jamul, CA 91935
Committee: Paula Cingota, Linda Ivy, Linda Gunderson, Terry Parrish

And other members of the SRCSD, Inc. who are present

Livestock:

Cattle Beef Mix 5 to 9 head; Approximate value \$650.00 each
Maximum 25 Cattle Runs *
Sheep, Crossbred Dorpers for Trial, Woolies for Test, 10 head
Approximate value \$200.00 each

Limited Entries 40 dogs per day per judge

Awards

Offered by the San Pasqual Valley Herding Club, Inc.

Test Classes

Qualifying Test Score.....Dark Green and White Ribbon

Trial Classes

First Place.....Blue Ribbon
Second PlaceRed Ribbon
Third PlaceYellow Ribbon
Fourth Place.....White Ribbon
Fifth PlacePink Ribbon
Qualifying Trial Score.....Dark Green Ribbon

High in Trial.....Blue, Red and Yellow Rosette
Reserve High in Trial.....Red, Yellow and White Rosette

Awards

Offered by **Southwestern Rottweiler Club of San Diego, Inc**

Test Classes

Qualifying Test Score.....Dark Green and White Ribbon

Trial Classes

First Place.....Blue Ribbon

Second PlaceRed Ribbon

Third PlaceYellow Ribbon

Fourth Place.....White Ribbon

Fifth PlacePink Ribbon

Qualifying Trial Score.....Dark Green Ribbon

High in Trial.....Blue, Red and Yellow Rosette

Reserve High in Trial.....Red, Yellow and White Rosette

HTD COURSES for Sheep

HTD I

1. For the HTD I class, the handler may have the dog on lead while positioning it. The dog is positioned approximately even with the level of the panels (it may be further back, but no closer) and approximately in the center of the space between the two sets of panels. The handler may remain with the dog, or may leave the dog and take a position at any point on the course between the dog and the stock, but must stop short at least 15 ft. from the stock.

2. There must be a pause after the lead is removed, before the dog is sent to gather the stock. The handler shall signal the dog to begin the outrun, using any combination of voice, whistle, or movement. The outrun may be performed in either direction. When the dog reaches a position of balance with the stock, it may pause or briefly stop. The dog then fetches the stock to the handler's post. The handler may return to the post during the outrun, or may accompany the stock during the fetch. Flanking and/or stop commands may be given as needed to bring the stock successfully to the post.

3. Once the stock have reached the post, the handler should stand at the post while the stock are taken around the post. The stock should go to the right of the post if the first wear/drive panel is on the left, or vice versa. Stock are considered to have passed the post when they have crossed the line behind the post that would be a continuation of a line running lengthwise down the center of the arena from the set-out area to the handler's post.

4. When the stock have passed the handler's post, the handler may leave the post and accompany the stock and dog to the obstacles, which should be taken in the designated order.

5. The handler may take any position relative to the stock and dog, except that the handler should not go through the obstacles. If one or all of the stock pass an obstacle closely without going through, they should continue on to the next obstacle. Upon negotiating the second obstacle, the stock are taken to the pen.

6. In penning, after opening the gate the handler may move about and may assist the dog as needed, and need not hold the rope. The stock should be completely inside the pen before the gate is closed. All stock should be penned. The gate should not be slammed.

HTD II

1. The handler removes the lead just inside the limits of the course and brings the dog off lead to the handler's post. The handler may remain with the dog, or may take a position anywhere on the half of the course between the post and the line of the obstacles, not passing beyond the obstacles during the outrun, lift and fetch.

2. The handler sends the dog to gather the stock (the outrun may be done in either direction). When the dog reaches a position of balance with the stock, it may pause or briefly stop. The dog then fetches the stock to the handler's post. If not already at the post, the handler returns to the post ahead of the stock and dog, and stands there while the dog moves the stock past the post (see number 3 above for definition of passing the post). The stock should go to the right of the post if the first wear/drive panel is on the left, or vice versa. The handler may then leave the post and direct the dog to take the stock to the first obstacle.

3. As the stock are taken to the first obstacle, the handler may accompany the dog and stock, taking any position relative to them. Upon reaching the first obstacle, the handler may not go through or past the obstacle. While directing the dog to move the stock toward and through the second obstacle, the handler must remain behind an imaginary handler's line which runs from the handler's post to the edge of the first obstacle nearest the center of the arena. The handler may remain near the first obstacle or may move back toward the handler's post so long as this line is not crossed before the stock have cleared the second obstacle. If one or all of the stock pass an obstacle closely without going through, they should continue on to the next obstacle. Once the stock have cleared the second obstacle, the handler proceeds to the pen.

4. In penning, after opening the gate the handler must hold the end of the rope attached to the gate. The handler cannot release the rope during penning, but may move about within its limits and may assist the dog. With cattle, the handler need not hold the rope. The stock should be completely inside the pen before the gate is closed. All stock should be penned. The gate should not be slammed.

HTD III

1. The handler removes the lead just inside the limits of the course and brings the dog off lead to the handler's post. The handler stands at the post while the dog is sent to gather the stock. After the outrun, lift and fetch, the dog moves the stock around the handler's post. The stock should go to the right of the post if the first wear/drive panel is on the left, or vice versa.

2. The dog drives the stock toward and through the first obstacle, then cross-drives toward and through the second obstacle. If one or all of the stock pass an obstacle closely without going through, they should continue on to the next obstacle. The handler remains at the post until the completion of the second obstacle. When the second obstacle has been negotiated, the handler may go to the pen.

3. In penning, after opening the gate the handler must hold the end of the rope attached to the gate. The handler cannot leave the gate or release the rope during penning, and should only assist the dog in penning through whistle, verbal or hand commands. With cattle, the handler need not hold the rope. Any handler who physically assists the dog in penning will have points deducted. The gate should not be shut until all the animals are completely inside the pen. All stock should be penned. The gate should not be slammed.

4. After penning, the animals should be removed from the pen and the gate closed. The dog should then hold the sheep to the handler so that an easily-removed ribbon may be taken gently from the neck of the marked sheep. This may be done anywhere within the roughly triangular area formed by handler's post and the panels. The ribbon may not be taken as the stock are leaving the pen, nor may the exercise be done near an exhaust gate. Animals may not be held by hand or crook. Once the ribbon is removed, the run is over.

AMERICAN HERDING BREED ASSOCIATION ENTRY FORM

San Diego Classic Herding Winter Series

Action K9 Sports, 15671 Old Milky Way, Escondido, CA 92027

Tues, January, 15, 2013 & Wednesday, January 16, 2013 -- **Closes** Wednesday, December 26, 2012

Tuesday Sheep Class: HTD-I___ HTD-II___ HTD-III___
Tuesday Cattle Class: HRD-I___ HRD-II___ HRD-III___ (Limit 25 runs)
Tuesday Events make checks payable to SPVHC

Wednesday Sheep Class: HRD-I___ HRD-II___ HRD-III___
Wednesday Sheep TEST: JHD___ JHD___
(two events being offered Limit 20 JHD Runs)

Wednesday Events make checks payable to SRCSD

Send entries with fees to: **Entry Fees: Rita Favreau, Let It B k9, 2945 Slivkoff Dr, Escondido, CA 92027**

Sheep before closing **\$45.00** per dog for each Trial, after Dec 26, 2012, **\$50.00** per dog for each Trial
Cattle before closing **\$55.00** per dog for each Trial, after Dec 26, 2012, **\$60.00** per dog for each Trial
Sheep Test before closing **\$35.00** per dog for each Trial, after Dec 26, 2012, **\$40.00** per dog for each Trial

Breed: _____ Sex: _____ DOB: _____ Call Name: _____

Registered Name: _____ Registry & Number: _____

Sire: _____

Dam: _____

Breeder: _____

Owner/s: _____

Owner's address: _____ City _____ State _____ Zip _____

Phone: _____ E-mail: _____

Name of handler if other than owner: _____

By checking the box, I certify that I am the actual owner of the dog, or that I am the duly authorized agent of the actual owner whose name I have entered above. In consideration of the acceptance of this entry, I (we) agree to abide by the Rules and Regulations of the American Herding Breed Association in effect at the time of this Herding Test or Trial or both. I (we) certify and represent that the dog entered is not a hazard to persons or other dogs. This entry is submitted for acceptance on the foregoing representation and agreement.

Signature: _____ (url will be signature if filing on line)

AGREEMENT

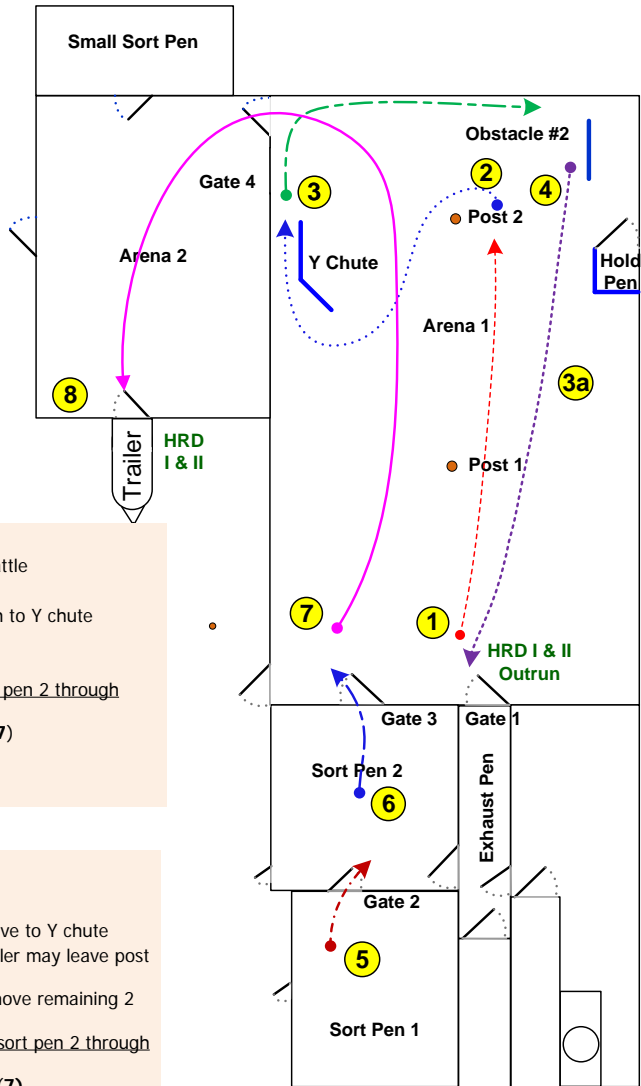
I (we) acknowledge that the "Rules Applying to Registration and Dog Shows" and the "Rules for Herding Tests & Trials" have been made available to me (us), and that I (we) agree that the club holding this Herding Test or Trial has the right to refuse this entry for cause which the club shall deem to be sufficient. In consideration of the acceptance of this entry and of the holding of the Herding Test or Trial and of the opportunity to have the dog tested or judged and to win prize money; ribbons, or trophies, I (we) agree to hold AHBA, San Pasqual Valley Herding Club, Southwestern Rottweiler Club of San Diego, or Action K9 Sports, their members, directors, governors, officers, agents, superintendents or show secretary and the owner or lessor of the premises and any employees of the aforementioned parties harmless from any claim for loss or injury which may be alleged to have been caused directly or indirectly to any person or thing by the act of this dog, where such loss, disappearance, theft, damage or injury; be caused or alleged to be caused by the negligence of the club or any of the parties aforementioned, or by the negligence of any other person, or any other causes.

I (we) hereby assume the sole responsibility for and agree to indemnify and save the aforementioned parties harmless from any and all loss and expense (including legal fees) by reason of the liability imposed by law upon any of the aforementioned parties for damage because of bodily injuries, including death at any time resulting there from, sustained by any person or persons, including myself (ourselves) or on account of damage to property; arising out of or in consequence of my (our) participation in the Herding Test or Trial, howsoever such injuries, death or damage to property maybe caused, and whether or not the same may have been caused or maybe alleged to have been caused by negligence of the aforementioned parties or any of their employees or agents, or any other persons.

I (we) will pay any livestock injuries or replacement value in the event of death of any livestock by my (our) dog. In case of any injury to any stock caused by the dog entered, I (we) will assume total responsibility for any damage. I (we) agree to pay the full market value of the injured animal in case of serious injury; or the veterinarian bill if the injury is slight.

I (we) acknowledge that while the AHBA may provide sanctioning of this event, it does not have and does not exercise control over the conduct of the event or those present I (we) certify and represent that the dog or dogs I have entered in or brought to this event is/are not a hazard to other dogs, other animals, or to people.

2013 San Diego Classic
 January 15, 2013
 AHBA – HRD I & II Cattle



HRD I Cattle

- Handler and dog start at post 1 and signal for cattle
- **1** Outrun, lift and fetch cattle to post 2
- Counter clockwise turn around post 2, then fetch to Y chute
- **3** Fetch cows through obstacle 2
- **4** Move cows to exhaust pen through gate 1
- **5** Enter sort pen 1 and sort any 4 cows into sort pen 2 through gate 2 (**6**)
- Move sorted cows into arena 1 through gate 3 (**7**)
- Fetch cows into arena 2 through gate 4
- **8** Load cows into trailer in arena 2

BOLD numbers match circles

HRD II Cattle

- Handler starts at post 2 and signals for cattle
- **1** Outrun, lift and fetch 4 head to post 2
- **2** Counter clockwise turn around post 2, then drive to Y chute
- Drive cows through obstacle 2, panel, then handler may leave post for pen work
- **3a** Sort 2 cows into hold pen in arena 1 and **4** move remaining 2 cows into exhaust pen through gate 1
- **5** Enter sort pen 1 and sort 4 marked cows into sort pen 2 through gate 2 (**6**)
- Move marked cows into arena 1 through gate 3 (**7**)
- **7** Fetch cows into arena 2 through gate 4
- **8** Load cows into trailer in arena 2

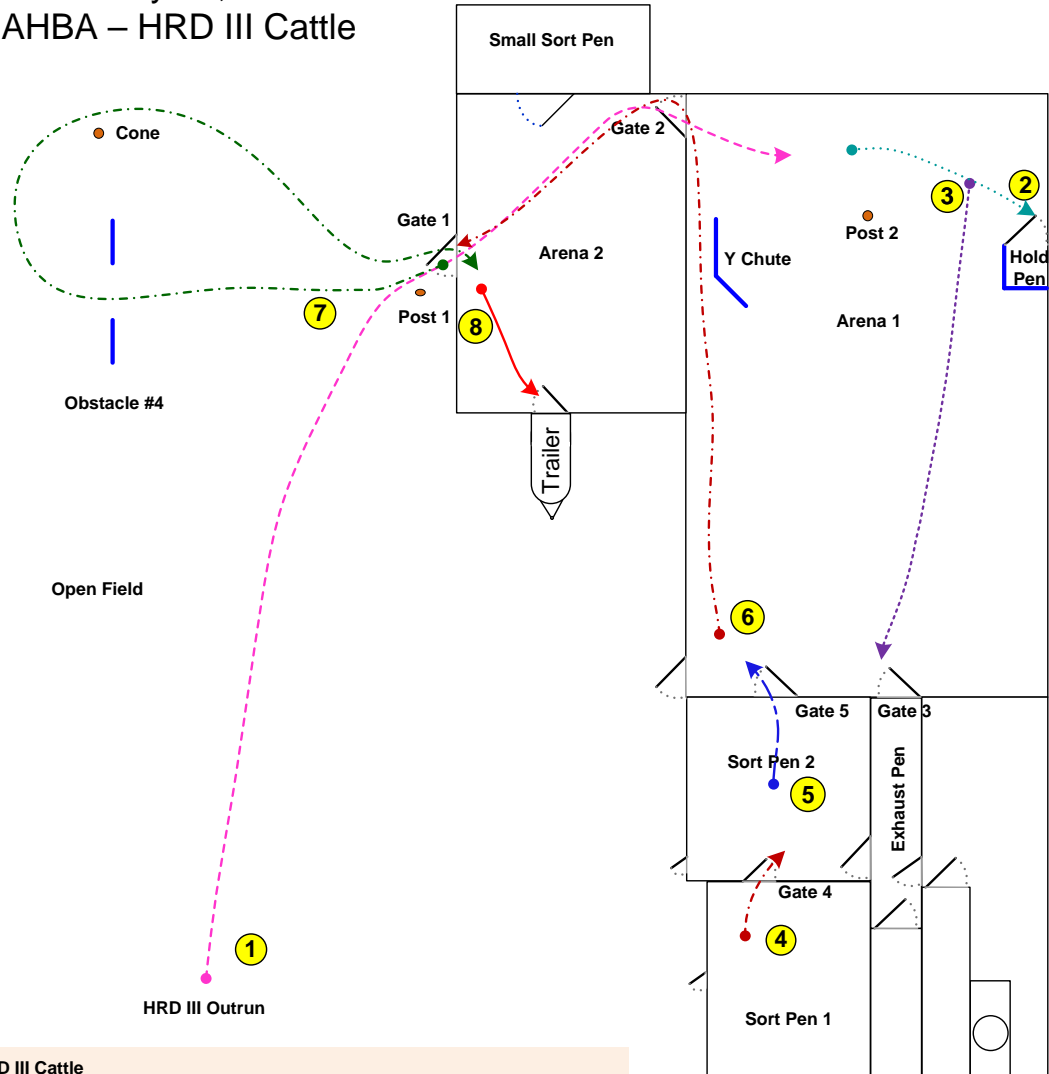
Tie Breaker for these courses will be 5 Enter Sort pen 1..., then time

HRD I Cattle allotted time 15 minutes

HRD II Cattle allotted time 18 minutes

DIAGRAM NOT TO SCALE

2013 San Diego Classic
 January 15, 2013
 AHBA – HRD III Cattle



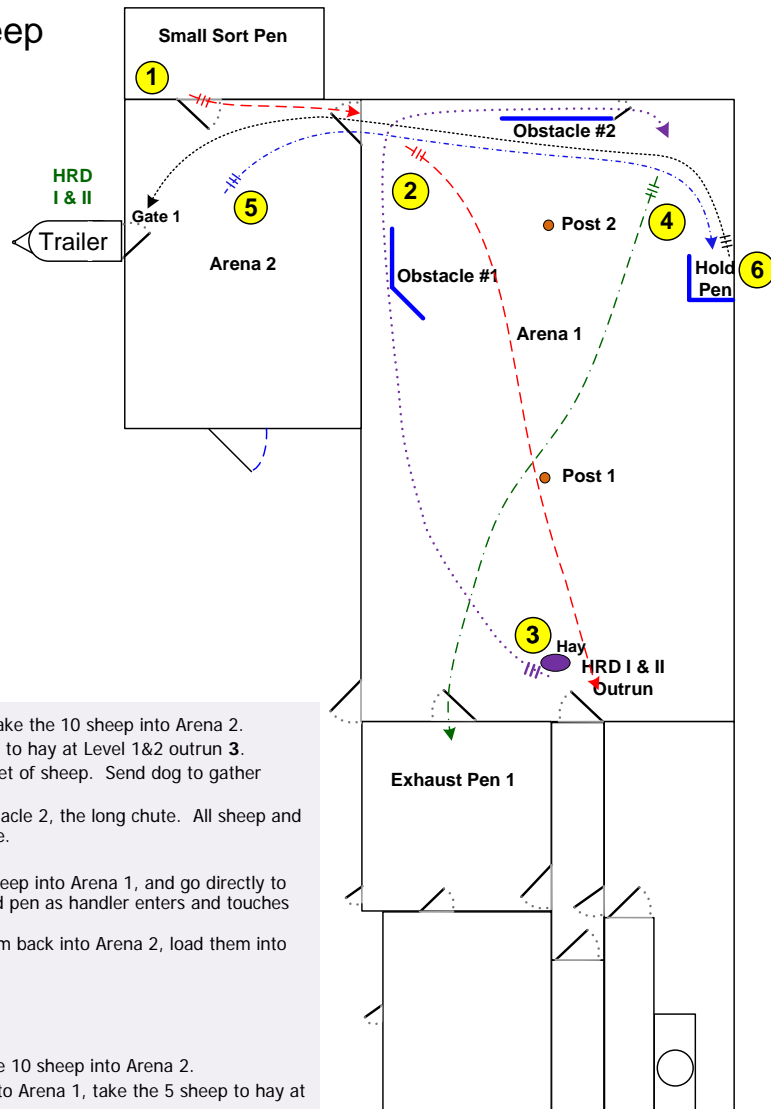
- HRD III Cattle**
- Handler starts at post 1
 - 1 Outrun, lift and fetch 5 head from open field
 - Move cows into arena 2 through gate 1 and enter arena 1 through gate 2
 - 2 Sort two marked cows into holding pen in arena 1
 - 3 Fetch/drive the remaining 3 cows into exhaust pen through gate 3
 - 4 Enter sort pen 1 and move 4 marked cows into sort pen 2 through gate 4
 - 5 Move marked cows through gate 5 into arena 1
 - 6 Drive cows through Y chute. Then enter arena 2 through gate 2
 - Move marked cows into open field through gate 1
 - 7 Handler stays at post 1 and drives cows through drive panels, obstacle 4
 - Drive cows around the cone to the right of the drive panels and return cows to arena 2 through gate 1 (8)
 - Load cows in trailer in arena 2

Tie Breaker for this courses will be Sort two marked cows, then time

HRD III Cattle allotted time 25minutes

DIAGRAM NOT TO SCALE

2013 San Diego Classic
 January 16, 2013
 AHBA – HRDI & II Sheep



- **HRD I**
- 1 Handler/dog go into small sort pen and take the 10 sheep into Arena 2.
- 2 Sort any 5 sheep into Arena 1, take them to hay at Level 1&2 outrun 3.
- Dog at post 1; handler may go within 15 feet of sheep. Send dog to gather sheep.
- Gather sheep through obstacle 1, then obstacle 2, the long chute. All sheep and the dog must go into and through the chute.
- 4 Exhaust sheep into exhaust pen 1.
- 5 Return to Arena 2, gather 5 remaining sheep into Arena 1, and go directly to hold pen 6. Dog holds sheep in the 3-sided pen as handler enters and touches each sheep.
- Remove sheep from the hold pen, take them back into Arena 2, load them into trailer parked at gate 1.

BOLD numbers match circles.

- **HRD II**
- 1 Send dog into small sort pen and take the 10 sheep into Arena 2.
- 2 Sort 2 marked sheep and any 3 others into Arena 1, take the 5 sheep to hay at Level 1&2 outrun.
- Dog at post 2; handler may go 1/2 way to sheep. Send dog to gather sheep 3.
- Gather sheep through obstacle 1. Handler must remain at obstacle 1 while dog drives sheep to obstacle 2.
- Handler may proceed to obstacle 2 when the first sheep reaches the opening. All sheep and the dog must go into the chute. While the dog holds the sheep in the chute, the handler opens the gate at the exit, and dog must stay in the chute and push all sheep through the exit gate.
- 4 Exhaust sheep into exhaust pen 1.
- 5 Return to Arena 2, gather 5 remaining sheep into Arena 1, and go directly to the hold pen 6. Dog holds sheep in the 3-sided pen as the handler enters and touches each sheep.
- Remove sheep from the hold pen, take them back into Arena 2, and load them into trailer parked at gate 1.

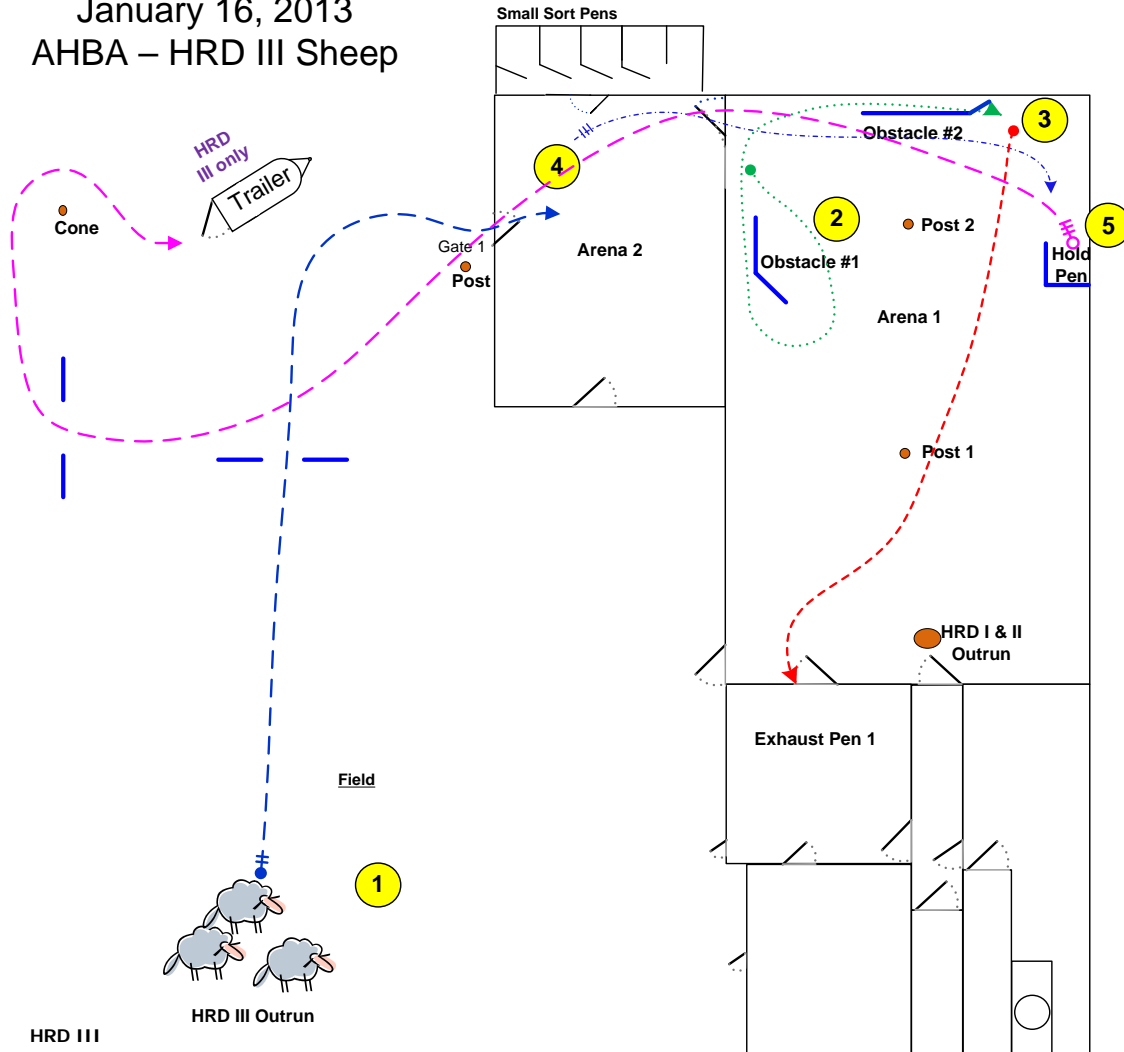
**FOR ALL HRD SHEEP COURSES TIE BREAKER OBSTACLE 2 "Skinny Chute",
 then time**

HRD I Sheep allotted time 12 minutes

HRD II Sheep allotted time 15 minutes

Diagram not to scale

2013 San Diego Classic
 January 16, 2013
 AHBA – HRD III Sheep



HRD III

- Handler stays at post in field while dog gathers 10 sheep 1. Take all sheep through gate 1 into Arena 2. Sort 5 marked sheep into Arena 1.
- **2** Take sheep directly to and through obstacle 1. Handler remains at obstacle 1 while dog drives all sheep into obstacle 2 and enters the chute to hold the sheep. Handler proceeds to open the gate at the exit end of the chute. Dog pushes all sheep through the chute and exits after them.
- **3** Exhaust sheep into exhaust pen 1.
- **4** Return to Arena 2, gather 5 remaining sheep into Arena 1 and go directly to the hold pen. Dog holds the sheep in the 3-sided pen while handler enters and touches each sheep.
- **5** Take sheep back into Arena 2 and out gate 1 back into the field.
- Handler stays at gate 1 while the dog drives sheep through the far panels, then right turn clockwise around cone. When the sheep turn the cone, handler may proceed to the trailer. Load sheep into the free-standing trailer.

Bold numbers match circles

FOR ALL HRD SHEEP COURSES TIE BREAKER OBSTACLE 2 "Skinny Chute", then time

HRD III Sheep allotted time 22 minutes

Diagram not to scale